

# Sycamore Canyon



**SUBDIVISION:** Paint Schemes

**LOCATION:** Anaheim, CA, 92808

**Scheme 1**

	<b>DE6144 Graham Cracker</b> Siding RL#RL#560
	<b>DEW340 Whisper</b> Fascia, Trim, Garage Door, Wrought Iron Fences RL#RL#003
<b>DE6143 Almond Latte</b> Stucco RL#RL#504	<b>DEA161 Wild Mustang</b> Garage Door, Entry Door, Shutters RL#RL#450

**NOTES TO HOMEOWNERS:**

**COLOR DISCLAIMER:** These color chips are produced as accurately as possible; however, actual paint colors may vary from these samples and from batch to batch. Paint colors are affected by many factors, including lighting, age, type of finish, type of surface, and adjacent colors. Some colors may require more than one coat for complete coverage. If final color appearance and color matches are critical, paint should be sampled on the actual surface before full application. Application of the paint constitutes acceptance of the color. Dunn-Edwards assumes no responsibility for color after application.

## Discount\*

Provide this account number and save up to 37% off LIST PRICE on Dunn-Edwards manufactured paint products.

**188526-000**

## CONVENIENT DUNN-EDWARDS STORE LOCATIONS

<b>Anaheim Hills - 179</b> 5725 E Santa Ana Canyon Rd (657) 221-3009	<b>Villa Park - 158</b> 1915 N Tustin St (714) 602-1845	<b>Tustin - 086</b> 13662 Newport Ave (714) 731-4113

**COLOR USE ADVISORY:** The color schemes presented are based on original color specifications approved by your community. Your community's color standards may have changed. Before undertaking your painting project, it is recommended that you seek approval of your color selections from the appropriate governing body for your community.

**(888) DE PAINT®**  
**dunedwards.com**

\* Discount valid at Dunn-Edwards stores only. Offer not valid at Independent Paint Dealer locations, as other discounts may apply.



**THE #1 CHOICE OF PAINTING PROFESSIONALS®**

# Sycamore Canyon



**SUBDIVISION:** Paint Schemes

**LOCATION:** Anaheim, CA, 92808

**Scheme 2**

	<b>DE6130 Wooded Acre</b> Siding, Garage Door RL#RL#558
	<b>DEW354 Van de Cane</b> Fascia, Trim, Garage Door, Wrought Iron Fences RL#RL#073
	<b>DE6021 Outer Boundary</b> Entry Door, Shutters RL#RL#542
<b>DE6129 Rustic Taupe</b> Stucco RL#RL#502	

**NOTES TO HOMEOWNERS:**

**COLOR DISCLAIMER:** These color chips are produced as accurately as possible; however, actual paint colors may vary from these samples and from batch to batch. Paint colors are affected by many factors, including lighting, age, type of finish, type of surface, and adjacent colors. Some colors may require more than one coat for complete coverage. If final color appearance and color matches are critical, paint should be sampled on the actual surface before full application. Application of the paint constitutes acceptance of the color. Dunn-Edwards assumes no responsibility for color after application.

Discount*
Provide this account number and save up to 37% off LIST PRICE on Dunn-Edwards manufactured paint products.
188526-000

CONVENIENT DUNN-EDWARDS STORE LOCATIONS		
<b>Anaheim Hills - 179</b> 5725 E Santa Ana Canyon Rd (657) 221-3009	<b>Villa Park - 158</b> 1915 N Tustin St (714) 602-1845	<b>Tustin - 086</b> 13662 Newport Ave (714) 731-4113

**COLOR USE ADVISORY:** The color schemes presented are based on original color specifications approved by your community. Your community's color standards may have changed. Before undertaking your painting project, it is recommended that you seek approval of your color selections from the appropriate governing body for your community.

**(888) DE PAINT®**  
[dunnedwards.com](http://dunnedwards.com)

\* Discount valid at Dunn-Edwards stores only. Offer not valid at Independent Paint Dealer locations, as other discounts may apply.



**THE #1 CHOICE OF PAINTING PROFESSIONALS®**

# Sycamore Canyon



**SUBDIVISION:** Paint Schemes

**LOCATION:** Anaheim, CA, 92808

**Scheme 3**

<p><b>DE6213 Fine Grain</b> Stucco RL#RL#514</p>	<p><b>DE6214 Pigeon Gray</b> Siding RL#RL#570</p>
	<p><b>DEW339 Bone China</b> Fascia, Trim, Garage Door, Wrought Iron Fences RL#RL#097</p>
	<p><b>DET631 Cocoa Powder</b> Garage Door RL#RL#928</p>
	<p><b>DE6049 Chaps</b> Entry Door, Shutters RL#RL#546</p>

**NOTES TO HOMEOWNERS:**

**COLOR DISCLAIMER:** These color chips are produced as accurately as possible; however, actual paint colors may vary from these samples and from batch to batch. Paint colors are affected by many factors, including lighting, age, type of finish, type of surface, and adjacent colors. Some colors may require more than one coat for complete coverage. If final color appearance and color matches are critical, paint should be sampled on the actual surface before full application. Application of the paint constitutes acceptance of the color. Dunn-Edwards assumes no responsibility for color after application.

Discount*
Provide this account number and save up to 37% off LIST PRICE on Dunn-Edwards manufactured paint products.
188526-000

CONVENIENT DUNN-EDWARDS STORE LOCATIONS		
<p><b>Anaheim Hills - 179</b> 5725 E Santa Ana Canyon Rd (657) 221-3009</p> 	<p><b>Villa Park - 158</b> 1915 N Tustin St (714) 602-1845</p> 	<p><b>Tustin - 086</b> 13662 Newport Ave (714) 731-4113</p> 

**COLOR USE ADVISORY:** The color schemes presented are based on original color specifications approved by your community. Your community's color standards may have changed. Before undertaking your painting project, it is recommended that you seek approval of your color selections from the appropriate governing body for your community.

**(888) DE PAINT®**  
**dunedwards.com**

\* Discount valid at Dunn-Edwards stores only. Offer not valid at Independent Paint Dealer locations, as other discounts may apply.



**THE #1 CHOICE OF PAINTING PROFESSIONALS®**

# Sycamore Canyon



**SUBDIVISION:** Paint Schemes

**LOCATION:** Anaheim, CA, 92808

**Scheme 4**

	<b>DE6207 Egyptian Sand</b> Siding RL#RL#569
	<b>DEW339 Bone China</b> Fascia, Trim, Garage Door, Wrought Iron Fences RL#RL#097
<b>DE6206 Desert Suede</b> Stucco RL#RL#513	<b>DE6231 Shaker Gray</b> Garage Door, Entry Door, Shutters RL#RL#572

**NOTES TO HOMEOWNERS:**

**COLOR DISCLAIMER:** These color chips are produced as accurately as possible; however, actual paint colors may vary from these samples and from batch to batch. Paint colors are affected by many factors, including lighting, age, type of finish, type of surface, and adjacent colors. Some colors may require more than one coat for complete coverage. If final color appearance and color matches are critical, paint should be sampled on the actual surface before full application. Application of the paint constitutes acceptance of the color. Dunn-Edwards assumes no responsibility for color after application.

## Discount\*

Provide this account number and save up to 37% off LIST PRICE on Dunn-Edwards manufactured paint products.

**188526-000**

## CONVENIENT DUNN-EDWARDS STORE LOCATIONS

<b>Anaheim Hills - 179</b> 5725 E Santa Ana Canyon Rd (657) 221-3009	<b>Villa Park - 158</b> 1915 N Tustin St (714) 602-1845	<b>Tustin - 086</b> 13662 Newport Ave (714) 731-4113

**COLOR USE ADVISORY:** The color schemes presented are based on original color specifications approved by your community. Your community's color standards may have changed. Before undertaking your painting project, it is recommended that you seek approval of your color selections from the appropriate governing body for your community.

**(888) DE PAINT®**  
**dunedwards.com**

\* Discount valid at Dunn-Edwards stores only. Offer not valid at Independent Paint Dealer locations, as other discounts may apply.



**THE #1 CHOICE OF PAINTING PROFESSIONALS®**

# Sycamore Canyon



**SUBDIVISION:** Paint Schemes

**LOCATION:** Anaheim, CA, 92808

**Scheme 5**

	<b>DE6124 Whole Wheat</b> Siding, Garage Door RL#RL#557
	<b>DEW340 Whisper</b> Fascia, Trim, Garage Door, Wrought Iron Fences RL#RL#003
	<b>DE6021 Outer Boundary</b> Entry Door, Shutters RL#RL#542
<b>DE6122 Dry Creek</b> Stucco RL#RL#501	

**NOTES TO HOMEOWNERS:**

**COLOR DISCLAIMER:** These color chips are produced as accurately as possible; however, actual paint colors may vary from these samples and from batch to batch. Paint colors are affected by many factors, including lighting, age, type of finish, type of surface, and adjacent colors. Some colors may require more than one coat for complete coverage. If final color appearance and color matches are critical, paint should be sampled on the actual surface before full application. Application of the paint constitutes acceptance of the color. Dunn-Edwards assumes no responsibility for color after application.

<h2>Discount*</h2>
Provide this account number and save up to 37% off LIST PRICE on Dunn-Edwards manufactured paint products.
<h1>188526-000</h1>

CONVENIENT DUNN-EDWARDS STORE LOCATIONS		
<b>Anaheim Hills - 179</b> 5725 E Santa Ana Canyon Rd (657) 221-3009	<b>Villa Park - 158</b> 1915 N Tustin St (714) 602-1845	<b>Tustin - 086</b> 13662 Newport Ave (714) 731-4113

**COLOR USE ADVISORY:** The color schemes presented are based on original color specifications approved by your community. Your community's color standards may have changed. Before undertaking your painting project, it is recommended that you seek approval of your color selections from the appropriate governing body for your community.

**(888) DE PAINT®**  
**dunnedwards.com**

\* Discount valid at Dunn-Edwards stores only. Offer not valid at Independent Paint Dealer locations, as other discounts may apply.



**THE #1 CHOICE OF PAINTING PROFESSIONALS®**

# Sycamore Canyon



**SUBDIVISION:** Paint Schemes

**LOCATION:** Anaheim, CA, 92808

**Scheme 6**

	<b>DE6215 Wooden Peg</b> Siding, Garage Door RL#RL#570
	<b>DE6212 Crisp Muslin</b> Fascia, Trim, Garage Door, Wrought Iron Fences RL#RL#514
	<b>DEA176 Iron River</b> Entry Door, Shutters RL#RL#465
<b>DE6214 Pigeon Gray</b> Stucco RL#RL#570	

**NOTES TO HOMEOWNERS:**

**COLOR DISCLAIMER:** These color chips are produced as accurately as possible; however, actual paint colors may vary from these samples and from batch to batch. Paint colors are affected by many factors, including lighting, age, type of finish, type of surface, and adjacent colors. Some colors may require more than one coat for complete coverage. If final color appearance and color matches are critical, paint should be sampled on the actual surface before full application. Application of the paint constitutes acceptance of the color. Dunn-Edwards assumes no responsibility for color after application.

## Discount\*

Provide this account number and save up to 37% off LIST PRICE on Dunn-Edwards manufactured paint products.

**188526-000**

## CONVENIENT DUNN-EDWARDS STORE LOCATIONS

<b>Anaheim Hills - 179</b> 5725 E Santa Ana Canyon Rd (657) 221-3009	<b>Villa Park - 158</b> 1915 N Tustin St (714) 602-1845	<b>Tustin - 086</b> 13662 Newport Ave (714) 731-4113

**COLOR USE ADVISORY:** The color schemes presented are based on original color specifications approved by your community. Your community's color standards may have changed. Before undertaking your painting project, it is recommended that you seek approval of your color selections from the appropriate governing body for your community.

**(888) DE PAINT®**  
**dunedwards.com**

\* Discount valid at Dunn-Edwards stores only. Offer not valid at Independent Paint Dealer locations, as other discounts may apply.



**THE #1 CHOICE OF PAINTING PROFESSIONALS®**

# Sycamore Canyon



**SUBDIVISION:** Paint Schemes

**LOCATION:** Anaheim, CA, 92808

**Scheme 7**

	<b>DEC760 Desert Gray</b> Siding RL#RL#600
	<b>DEC765 Bone</b> Fascia, Trim, Garage Door, Wrought Iron Fences RL#RL#625
	<b>DEC756 Weathered Brown</b> Garage Door RL#RL#679
	<b>DEA148 Sunken Ship</b> Entry Door, Shutters RL#RL#437
<b>DEC761 Cochise</b> Stucco RL#RL#605	

**NOTES TO HOMEOWNERS:**




**COLOR DISCLAIMER:** These color chips are produced as accurately as possible; however, actual paint colors may vary from these samples and from batch to batch. Paint colors are affected by many factors, including lighting, age, type of finish, type of surface, and adjacent colors. Some colors may require more than one coat for complete coverage. If final color appearance and color matches are critical, paint should be sampled on the actual surface before full application. Application of the paint constitutes acceptance of the color. Dunn-Edwards assumes no responsibility for color after application.

## Discount\*

Provide this account number and save up to 37% off LIST PRICE on Dunn-Edwards manufactured paint products.

**188526-000**

## CONVENIENT DUNN-EDWARDS STORE LOCATIONS

<b>Anaheim Hills - 179</b> 5725 E Santa Ana Canyon Rd (657) 221-3009 	<b>Villa Park - 158</b> 1915 N Tustin St (714) 602-1845 	<b>Tustin - 086</b> 13662 Newport Ave (714) 731-4113 
---	---	---

**COLOR USE ADVISORY:** The color schemes presented are based on original color specifications approved by your community. Your community's color standards may have changed. Before undertaking your painting project, it is recommended that you seek approval of your color selections from the appropriate governing body for your community.

**(888) DE PAINT®**  
**dunedwards.com**

\* Discount valid at Dunn-Edwards stores only. Offer not valid at Independent Paint Dealer locations, as other discounts may apply.



**THE #1 CHOICE OF PAINTING PROFESSIONALS®**

# Sycamore Canyon



**SUBDIVISION:** Paint Schemes

**LOCATION:** Anaheim, CA, 92808

**Scheme 8**

	<b>DEC750 Bison Beige</b> Siding, Garage Door RL#RL#649
	<b>DEC765 Bone</b> Fascia, Trim, Garage Door, Wrought Iron Fences RL#RL#625
	<b>DEC752 Birchwood</b> Stucco RL#RL#659
	<b>DEA186 Black Pearl</b> Entry Door, Shutters RL#RL#475

**NOTES TO HOMEOWNERS:**

**COLOR DISCLAIMER:** These color chips are produced as accurately as possible; however, actual paint colors may vary from these samples and from batch to batch. Paint colors are affected by many factors, including lighting, age, type of finish, type of surface, and adjacent colors. Some colors may require more than one coat for complete coverage. If final color appearance and color matches are critical, paint should be sampled on the actual surface before full application. Application of the paint constitutes acceptance of the color. Dunn-Edwards assumes no responsibility for color after application.

## Discount\*

Provide this account number and save up to 37% off LIST PRICE on Dunn-Edwards manufactured paint products.

**188526-000**

## CONVENIENT DUNN-EDWARDS STORE LOCATIONS

<b>Anaheim Hills - 179</b> 5725 E Santa Ana Canyon Rd (657) 221-3009	<b>Villa Park - 158</b> 1915 N Tustin St (714) 602-1845	<b>Tustin - 086</b> 13662 Newport Ave (714) 731-4113

**COLOR USE ADVISORY:** The color schemes presented are based on original color specifications approved by your community. Your community's color standards may have changed. Before undertaking your painting project, it is recommended that you seek approval of your color selections from the appropriate governing body for your community.

**(888) DE PAINT®**  
**dunnedwards.com**

\* Discount valid at Dunn-Edwards stores only. Offer not valid at Independent Paint Dealer locations, as other discounts may apply.



**THE #1 CHOICE OF PAINTING PROFESSIONALS®**



# Sycamore Canyon



**SUBDIVISION:** Paint Schemes

**LOCATION:** Anaheim, CA, 92808

**Scheme 9**

	<b>DEC759 Hickory</b> Siding RL#RL#694
	<b>DEW340 Whisper</b> Fascia, Trim, Garage Door, Wrought Iron Fences RL#RL#003
	<b>DEC756 Weathered Brown</b> Garage Door RL#RL#679
	<b>DE6342 Blue Steel</b> Entry Door, Shutters RL#RL#588
<b>DEC747 Sahara</b> Stucco RL#RL#634	

**NOTES TO HOMEOWNERS:**




**COLOR DISCLAIMER:** These color chips are produced as accurately as possible; however, actual paint colors may vary from these samples and from batch to batch. Paint colors are affected by many factors, including lighting, age, type of finish, type of surface, and adjacent colors. Some colors may require more than one coat for complete coverage. If final color appearance and color matches are critical, paint should be sampled on the actual surface before full application. Application of the paint constitutes acceptance of the color. Dunn-Edwards assumes no responsibility for color after application.

## Discount\*

Provide this account number and save up to 37% off LIST PRICE on Dunn-Edwards manufactured paint products.

**188526-000**

## CONVENIENT DUNN-EDWARDS STORE LOCATIONS

<b>Anaheim Hills - 179</b> 5725 E Santa Ana Canyon Rd	<b>Villa Park - 158</b> 1915 N Tustin St	<b>Tustin - 086</b> 13662 Newport Ave
(657) 221-3009	(714) 602-1845	(714) 731-4113
		

**COLOR USE ADVISORY:** The color schemes presented are based on original color specifications approved by your community. Your community's color standards may have changed. Before undertaking your painting project, it is recommended that you seek approval of your color selections from the appropriate governing body for your community.

**(888) DE PAINT®**  
**dunedwards.com**

\* Discount valid at Dunn-Edwards stores only. Offer not valid at Independent Paint Dealer locations, as other discounts may apply.



**THE #1 CHOICE OF PAINTING PROFESSIONALS®**

# Sycamore Canyon



**SUBDIVISION:** Paint Schemes

**LOCATION:** Anaheim, CA, 92808

**Scheme 10**

	<b>DEC718 Mesa Tan</b> Siding, Garage Door RL#RL#687
	<b>DEW338 White Heat</b> Fascia, Trim, Garage Door, Wrought Iron Fences RL#RL#092
	<b>DE6021 Outer Boundary</b> Entry Door, Shutters RL#RL#542
<b>DEC716 Stonish Beige</b> Stucco RL#RL#677	

**NOTES TO HOMEOWNERS:**




**COLOR DISCLAIMER:** These color chips are produced as accurately as possible; however, actual paint colors may vary from these samples and from batch to batch. Paint colors are affected by many factors, including lighting, age, type of finish, type of surface, and adjacent colors. Some colors may require more than one coat for complete coverage. If final color appearance and color matches are critical, paint should be sampled on the actual surface before full application. Application of the paint constitutes acceptance of the color. Dunn-Edwards assumes no responsibility for color after application.

## Discount\*

Provide this account number and save up to 37% off LIST PRICE on Dunn-Edwards manufactured paint products.

**188526-000**

## CONVENIENT DUNN-EDWARDS STORE LOCATIONS

<b>Anaheim Hills - 179</b> 5725 E Santa Ana Canyon Rd (657) 221-3009 	<b>Villa Park - 158</b> 1915 N Tustin St (714) 602-1845 	<b>Tustin - 086</b> 13662 Newport Ave (714) 731-4113 
---	---	---

**COLOR USE ADVISORY:** The color schemes presented are based on original color specifications approved by your community. Your community's color standards may have changed. Before undertaking your painting project, it is recommended that you seek approval of your color selections from the appropriate governing body for your community.

**(888) DE PAINT®**  
**dunedwards.com**

\* Discount valid at Dunn-Edwards stores only. Offer not valid at Independent Paint Dealer locations, as other discounts may apply.



**THE #1 CHOICE OF PAINTING PROFESSIONALS®**

# Sycamore Canyon



**SUBDIVISION:** Paint Schemes

**LOCATION:** Anaheim, CA, 92808

**Scheme 11**

	<b>DEW340 Whisper</b> Fascia, Trim, Garage Door, Wrought Iron Fences RL#RL#003
	<b>DET631 Cocoa Powder</b> Garage Door RL#RL#928
	<b>DEA148 Sunken Ship</b> Entry Door, Shutters RL#RL#437
<b>DEC766 Stevareno Beige</b> Stucco, Siding RL#RL#630	

**NOTES TO HOMEOWNERS:**

**COLOR DISCLAIMER:** These color chips are produced as accurately as possible; however, actual paint colors may vary from these samples and from batch to batch. Paint colors are affected by many factors, including lighting, age, type of finish, type of surface, and adjacent colors. Some colors may require more than one coat for complete coverage. If final color appearance and color matches are critical, paint should be sampled on the actual surface before full application. Application of the paint constitutes acceptance of the color. Dunn-Edwards assumes no responsibility for color after application.

## Discount\*

Provide this account number and save up to 37% off LIST PRICE on Dunn-Edwards manufactured paint products.

**188526-000**

## CONVENIENT DUNN-EDWARDS STORE LOCATIONS

<b>Anaheim Hills - 179</b> 5725 E Santa Ana Canyon Rd (657) 221-3009	<b>Villa Park - 158</b> 1915 N Tustin St (714) 602-1845	<b>Tustin - 086</b> 13662 Newport Ave (714) 731-4113

**COLOR USE ADVISORY:** The color schemes presented are based on original color specifications approved by your community. Your community's color standards may have changed. Before undertaking your painting project, it is recommended that you seek approval of your color selections from the appropriate governing body for your community.

**(888) DE PAINT®**  
**dunedwards.com**

\* Discount valid at Dunn-Edwards stores only. Offer not valid at Independent Paint Dealer locations, as other discounts may apply.



**THE #1 CHOICE OF PAINTING PROFESSIONALS®**

# Sycamore Canyon



**SUBDIVISION:** Paint Schemes

**LOCATION:** Anaheim, CA, 92808


**Scheme 12**

<p><b>DEC752 Birchwood</b> Stucco,Siding RL#RL#659</p>	<p><b>DEW340 Whisper</b> Fascia,Trim,Garage Door, Wrought Iron Fences RL#RL#003</p>
	<p><b>DET631 Cocoa Powder</b> Garage Door RL#RL#928</p>
	<p><b>DEA161 Wild Mustang</b> Entry Door, Shutters RL#RL#450</p>

**NOTES TO HOMEOWNERS:**

**COLOR DISCLAIMER:** These color chips are produced as accurately as possible; however, actual paint colors may vary from these samples and from batch to batch. Paint colors are affected by many factors, including lighting, age, type of finish, type of surface, and adjacent colors. Some colors may require more than one coat for complete coverage. If final color appearance and color matches are critical, paint should be sampled on the actual surface before full application. Application of the paint constitutes acceptance of the color. Dunn-Edwards assumes no responsibility for color after application.

Discount*
Provide this account number and save up to 37% off LIST PRICE on Dunn-Edwards manufactured paint products.
188526-000

CONVENIENT DUNN-EDWARDS STORE LOCATIONS		
<p><b>Anaheim Hills - 179</b> 5725 E Santa Ana Canyon Rd (657) 221-3009</p> 	<p><b>Villa Park - 158</b> 1915 N Tustin St (714) 602-1845</p> 	<p><b>Tustin - 086</b> 13662 Newport Ave (714) 731-4113</p> 

**COLOR USE ADVISORY:** The color schemes presented are based on original color specifications approved by your community. Your community's color standards may have changed. Before undertaking your painting project, it is recommended that you seek approval of your color selections from the appropriate governing body for your community.

**(888) DE PAINT®**  
**dunnedwards.com**

\* Discount valid at Dunn-Edwards stores only. Offer not valid at Independent Paint Dealer locations, as other discounts may apply.



**THE #1 CHOICE OF PAINTING PROFESSIONALS®**

# Sycamore Canyon



**SUBDIVISION:** Paint Schemes

**LOCATION:** Anaheim, CA, 92808

**Scheme 13**

	<p><b>DEW340 Whisper</b> Fascia, Trim, Garage Door, Wrought Iron Fences RL#RL#003</p>
<p><b>DEC742 Cameo</b> Stucco, Siding RL#RL#609</p>	
	<p><b>DEA148 Sunken Ship</b> Entry Door, Shutters RL#RL#437</p>

**NOTES TO HOMEOWNERS:**

**COLOR DISCLAIMER:** These color chips are produced as accurately as possible; however, actual paint colors may vary from these samples and from batch to batch. Paint colors are affected by many factors, including lighting, age, type of finish, type of surface, and adjacent colors. Some colors may require more than one coat for complete coverage. If final color appearance and color matches are critical, paint should be sampled on the actual surface before full application. Application of the paint constitutes acceptance of the color. Dunn-Edwards assumes no responsibility for color after application.

## Discount\*

Provide this account number and save up to 37% off LIST PRICE on Dunn-Edwards manufactured paint products.

**188526-000**

## CONVENIENT DUNN-EDWARDS STORE LOCATIONS

<p><b>Anaheim Hills - 179</b> 5725 E Santa Ana Canyon Rd (657) 221-3009</p>	<p><b>Villa Park - 158</b> 1915 N Tustin St (714) 602-1845</p>	<p><b>Tustin - 086</b> 13662 Newport Ave (714) 731-4113</p>
---	--	---

**COLOR USE ADVISORY:** The color schemes presented are based on original color specifications approved by your community. Your community's color standards may have changed. Before undertaking your painting project, it is recommended that you seek approval of your color selections from the appropriate governing body for your community.

**(888) DE PAINT®**  
**dunedwards.com**

\* Discount valid at Dunn-Edwards stores only. Offer not valid at Independent Paint Dealer locations, as other discounts may apply.



**THE #1 CHOICE OF PAINTING PROFESSIONALS®**

# Sycamore Canyon



**SUBDIVISION:** Paint Schemes

**LOCATION:** Anaheim, CA, 92808

**Scheme 14**

	<p><b>DEW340 Whisper</b> Fascia, Trim, Garage Door, Wrought Iron Fences RL#RL#003</p>
<p><b>DEC717 Baked Potato</b> Stucco, Siding RL#RL#682</p>	<p><b>DEA161 Wild Mustang</b> Garage Door, Entry Door, Shutters RL#RL#450</p>

**NOTES TO HOMEOWNERS:**

**COLOR DISCLAIMER:** These color chips are produced as accurately as possible; however, actual paint colors may vary from these samples and from batch to batch. Paint colors are affected by many factors, including lighting, age, type of finish, type of surface, and adjacent colors. Some colors may require more than one coat for complete coverage. If final color appearance and color matches are critical, paint should be sampled on the actual surface before full application. Application of the paint constitutes acceptance of the color. Dunn-Edwards assumes no responsibility for color after application.

## Discount\*

Provide this account number and save up to 37% off LIST PRICE on Dunn-Edwards manufactured paint products.

**188526-000**

## CONVENIENT DUNN-EDWARDS STORE LOCATIONS

Anaheim Hills - 179 5725 E Santa Ana Canyon Rd	Villa Park - 158 1915 N Tustin St	Tustin - 086 13662 Newport Ave
(657) 221-3009	(714) 602-1845	(714) 731-4113

**COLOR USE ADVISORY:** The color schemes presented are based on original color specifications approved by your community. Your community's color standards may have changed. Before undertaking your painting project, it is recommended that you seek approval of your color selections from the appropriate governing body for your community.

**(888) DE PAINT®**  
**dunnedwards.com**

\* Discount valid at Dunn-Edwards stores only. Offer not valid at Independent Paint Dealer locations, as other discounts may apply.



**THE #1 CHOICE OF PAINTING PROFESSIONALS®**

# Sycamore Canyon



**SUBDIVISION:** Paint Schemes

**LOCATION:** Anaheim, CA, 92808

**Scheme 15**

	<b>DEW340 Whisper</b> Fascia, Trim, Garage Door, Wrought Iron Fences RL#RL#003
	<b>DEC756 Weathered Brown</b> Garage Door RL#RL#679
	<b>DEA176 Iron River</b> Entry Door, Shutters RL#RL#465
<b>DEC757 Rincon Cove</b> Stucco, Siding RL#RL#684	

**NOTES TO HOMEOWNERS:**

**COLOR DISCLAIMER:** These color chips are produced as accurately as possible; however, actual paint colors may vary from these samples and from batch to batch. Paint colors are affected by many factors, including lighting, age, type of finish, type of surface, and adjacent colors. Some colors may require more than one coat for complete coverage. If final color appearance and color matches are critical, paint should be sampled on the actual surface before full application. Application of the paint constitutes acceptance of the color. Dunn-Edwards assumes no responsibility for color after application.

**Discount\***

Provide this account number and save up to 37% off LIST PRICE on Dunn-Edwards manufactured paint products.

**188526-000**

**CONVENIENT DUNN-EDWARDS STORE LOCATIONS**

<b>Anaheim Hills - 179</b> 5725 E Santa Ana Canyon Rd (657) 221-3009	<b>Villa Park - 158</b> 1915 N Tustin St (714) 602-1845	<b>Tustin - 086</b> 13662 Newport Ave (714) 731-4113

**COLOR USE ADVISORY:** The color schemes presented are based on original color specifications approved by your community. Your community's color standards may have changed. Before undertaking your painting project, it is recommended that you seek approval of your color selections from the appropriate governing body for your community.

**(888) DE PAINT®**  
[dunnedwards.com](http://dunnedwards.com)

\* Discount valid at Dunn-Edwards stores only. Offer not valid at Independent Paint Dealer locations, as other discounts may apply.



**THE #1 CHOICE OF PAINTING PROFESSIONALS®**

# Sycamore Canyon



**SUBDIVISION:** Paint Schemes

**LOCATION:** Anaheim, CA, 92808

**Scheme 16**

	<b>DEW341 Swiss Coffee</b> Fascia, Trim, Garage Door, Wrought Iron Fences RL#RL#008
	<b>DEC750 Bison Beige</b> Garage Door RL#RL#649
	<b>DEA186 Black Pearl</b> Entry Door, Shutters RL#RL#475
<b>DE6206 Desert Suede</b> Stucco, Siding RL#RL#513	

**NOTES TO HOMEOWNERS:**

**COLOR DISCLAIMER:** These color chips are produced as accurately as possible; however, actual paint colors may vary from these samples and from batch to batch. Paint colors are affected by many factors, including lighting, age, type of finish, type of surface, and adjacent colors. Some colors may require more than one coat for complete coverage. If final color appearance and color matches are critical, paint should be sampled on the actual surface before full application. Application of the paint constitutes acceptance of the color. Dunn-Edwards assumes no responsibility for color after application.

**Discount\***

Provide this account number and save up to 37% off LIST PRICE on Dunn-Edwards manufactured paint products.

**188526-000**

**CONVENIENT DUNN-EDWARDS STORE LOCATIONS**

<b>Anaheim Hills - 179</b> 5725 E Santa Ana Canyon Rd (657) 221-3009	<b>Villa Park - 158</b> 1915 N Tustin St (714) 602-1845	<b>Tustin - 086</b> 13662 Newport Ave (714) 731-4113

**COLOR USE ADVISORY:** The color schemes presented are based on original color specifications approved by your community. Your community's color standards may have changed. Before undertaking your painting project, it is recommended that you seek approval of your color selections from the appropriate governing body for your community.

**(888) DE PAINT®**  
**dunnedwards.com**

\* Discount valid at Dunn-Edwards stores only. Offer not valid at Independent Paint Dealer locations, as other discounts may apply.



**THE #1 CHOICE OF PAINTING PROFESSIONALS®**



# Sycamore Canyon



**SUBDIVISION:** Paint Schemes

**LOCATION:** Anaheim, CA, 92808

**Scheme 17**

	<b>DEW341 Swiss Coffee</b> Fascia, Trim, Garage Door, Wrought Iron Fences RL#RL#008
	<b>DE6042 Bear in Mind</b> RL#RL#545
	<b>DE6021 Outer Boundary</b> Entry Door, Shutters RL#RL#542
<b>DE6129 Rustic Taupe</b> Stucco, Siding RL#RL#502	

**NOTES TO HOMEOWNERS:**

**COLOR DISCLAIMER:** These color chips are produced as accurately as possible; however, actual paint colors may vary from these samples and from batch to batch. Paint colors are affected by many factors, including lighting, age, type of finish, type of surface, and adjacent colors. Some colors may require more than one coat for complete coverage. If final color appearance and color matches are critical, paint should be sampled on the actual surface before full application. Application of the paint constitutes acceptance of the color. Dunn-Edwards assumes no responsibility for color after application.

## Discount\*

Provide this account number and save up to 37% off LIST PRICE on Dunn-Edwards manufactured paint products.

**188526-000**

## CONVENIENT DUNN-EDWARDS STORE LOCATIONS

<b>Anaheim Hills - 179</b> 5725 E Santa Ana Canyon Rd (657) 221-3009	<b>Villa Park - 158</b> 1915 N Tustin St (714) 602-1845	<b>Tustin - 086</b> 13662 Newport Ave (714) 731-4113

**COLOR USE ADVISORY:** The color schemes presented are based on original color specifications approved by your community. Your community's color standards may have changed. Before undertaking your painting project, it is recommended that you seek approval of your color selections from the appropriate governing body for your community.

**(888) DE PAINT®**  
**dunnedwards.com**

\* Discount valid at Dunn-Edwards stores only. Offer not valid at Independent Paint Dealer locations, as other discounts may apply.



**THE #1 CHOICE OF PAINTING PROFESSIONALS®**

# Sycamore Canyon



**SUBDIVISION:** Paint Schemes

**LOCATION:** Anaheim, CA, 92808

**Scheme 18**

	<b>DE6143 Almond Latte</b> Fascia, Trim, Garage Door, Wrought Iron Fences RL#RL#504
	<b>DEC756 Weathered Brown</b> Garage Door RL#RL#679
	<b>DEW340 Whisper</b> Entry Door, Shutters RL#RL#003
<b>DE6144 Graham Cracker</b> Stucco, Siding RL#RL#560	

**NOTES TO HOMEOWNERS:**

**COLOR DISCLAIMER:** These color chips are produced as accurately as possible; however, actual paint colors may vary from these samples and from batch to batch. Paint colors are affected by many factors, including lighting, age, type of finish, type of surface, and adjacent colors. Some colors may require more than one coat for complete coverage. If final color appearance and color matches are critical, paint should be sampled on the actual surface before full application. Application of the paint constitutes acceptance of the color. Dunn-Edwards assumes no responsibility for color after application.

Discount*
Provide this account number and save up to 37% off LIST PRICE on Dunn-Edwards manufactured paint products.
188526-000

CONVENIENT DUNN-EDWARDS STORE LOCATIONS		
<b>Anaheim Hills - 179</b> 5725 E Santa Ana Canyon Rd (657) 221-3009	<b>Villa Park - 158</b> 1915 N Tustin St (714) 602-1845	<b>Tustin - 086</b> 13662 Newport Ave (714) 731-4113

**COLOR USE ADVISORY:** The color schemes presented are based on original color specifications approved by your community. Your community's color standards may have changed. Before undertaking your painting project, it is recommended that you seek approval of your color selections from the appropriate governing body for your community.

**(888) DE PAINT®**  
[dunnedwards.com](http://dunnedwards.com)

\* Discount valid at Dunn-Edwards stores only. Offer not valid at Independent Paint Dealer locations, as other discounts may apply.



**THE #1 CHOICE OF PAINTING PROFESSIONALS®**

# Sycamore Canyon



**SUBDIVISION:** Paint Schemes

**LOCATION:** Anaheim, CA, 92808

**Scheme 19**

	<b>DEC748 Oyster</b> Fascia, Trim, Garage Door, Wrought Iron Fences RL#RL#639
	<b>DE6190 Ball of String</b> Garage Door RL#RL#511
	<b>DEA148 Sunken Ship</b> Entry Door, Shutters RL#RL#437
<b>DE6124 Whole Wheat</b> Stucco, Siding RL#RL#557	

**NOTES TO HOMEOWNERS:**

**COLOR DISCLAIMER:** These color chips are produced as accurately as possible; however, actual paint colors may vary from these samples and from batch to batch. Paint colors are affected by many factors, including lighting, age, type of finish, type of surface, and adjacent colors. Some colors may require more than one coat for complete coverage. If final color appearance and color matches are critical, paint should be sampled on the actual surface before full application. Application of the paint constitutes acceptance of the color. Dunn-Edwards assumes no responsibility for color after application.

## Discount\*

Provide this account number and save up to 37% off LIST PRICE on Dunn-Edwards manufactured paint products.

**188526-000**

## CONVENIENT DUNN-EDWARDS STORE LOCATIONS

<b>Anaheim Hills - 179</b> 5725 E Santa Ana Canyon Rd (657) 221-3009	<b>Villa Park - 158</b> 1915 N Tustin St (714) 602-1845	<b>Tustin - 086</b> 13662 Newport Ave (714) 731-4113

**COLOR USE ADVISORY:** The color schemes presented are based on original color specifications approved by your community. Your community's color standards may have changed. Before undertaking your painting project, it is recommended that you seek approval of your color selections from the appropriate governing body for your community.

**(888) DE PAINT®**  
**dunedwards.com**

\* Discount valid at Dunn-Edwards stores only. Offer not valid at Independent Paint Dealer locations, as other discounts may apply.



**THE #1 CHOICE OF PAINTING PROFESSIONALS®**

# Sycamore Canyon



**SUBDIVISION:** Paint Schemes

**LOCATION:** Anaheim, CA, 92808

**Scheme 20**

	<p><b>DEW340 Whisper</b> Fascia, Trim, Garage Door, Wrought Iron Fences RL#RL#003</p>
<p><b>DE6177 Thatched Roof</b> Stucco, Siding RL#RL#509</p>	<p><b>DEA161 Wild Mustang</b> Entry Door, Shutters RL#RL#450</p>

**NOTES TO HOMEOWNERS:**

**COLOR DISCLAIMER:** These color chips are produced as accurately as possible; however, actual paint colors may vary from these samples and from batch to batch. Paint colors are affected by many factors, including lighting, age, type of finish, type of surface, and adjacent colors. Some colors may require more than one coat for complete coverage. If final color appearance and color matches are critical, paint should be sampled on the actual surface before full application. Application of the paint constitutes acceptance of the color. Dunn-Edwards assumes no responsibility for color after application.

## Discount\*

Provide this account number and save up to 37% off LIST PRICE on Dunn-Edwards manufactured paint products.

**188526-000**

## CONVENIENT DUNN-EDWARDS STORE LOCATIONS

<p><b>Anaheim Hills - 179</b> 5725 E Santa Ana Canyon Rd (657) 221-3009</p>	<p><b>Villa Park - 158</b> 1915 N Tustin St (714) 602-1845</p>	<p><b>Tustin - 086</b> 13662 Newport Ave (714) 731-4113</p>
---	--	---

**COLOR USE ADVISORY:** The color schemes presented are based on original color specifications approved by your community. Your community's color standards may have changed. Before undertaking your painting project, it is recommended that you seek approval of your color selections from the appropriate governing body for your community.

**(888) DE PAINT®**  
**dunnedwards.com**

\* Discount valid at Dunn-Edwards stores only. Offer not valid at Independent Paint Dealer locations, as other discounts may apply.



**THE #1 CHOICE OF PAINTING PROFESSIONALS®**

# Sycamore Canyon



**SUBDIVISION:** Paint Schemes

**LOCATION:** Anaheim, CA, 92808

**Scheme 21**

	<b>DE6110 Warm Hearth</b> Siding RL#RL#555
	<b>DEW340 Whisper</b> Fascia, Trim, Garage Door, Wrought Iron Fences RL#RL#003
	<b>DE6049 Chaps</b> Garage Door, Entry Door, Shutters RL#RL#546
<b>DE6109 Kraft Paper</b> Stucco RL#RL#555	

**NOTES TO HOMEOWNERS:**




**COLOR DISCLAIMER:** These color chips are produced as accurately as possible; however, actual paint colors may vary from these samples and from batch to batch. Paint colors are affected by many factors, including lighting, age, type of finish, type of surface, and adjacent colors. Some colors may require more than one coat for complete coverage. If final color appearance and color matches are critical, paint should be sampled on the actual surface before full application. Application of the paint constitutes acceptance of the color. Dunn-Edwards assumes no responsibility for color after application.

## Discount\*

Provide this account number and save up to 37% off LIST PRICE on Dunn-Edwards manufactured paint products.

**188526-000**

## CONVENIENT DUNN-EDWARDS STORE LOCATIONS

<b>Anaheim Hills - 179</b> 5725 E Santa Ana Canyon Rd (657) 221-3009 	<b>Villa Park - 158</b> 1915 N Tustin St (714) 602-1845 	<b>Tustin - 086</b> 13662 Newport Ave (714) 731-4113 
---	---	---

**COLOR USE ADVISORY:** The color schemes presented are based on original color specifications approved by your community. Your community's color standards may have changed. Before undertaking your painting project, it is recommended that you seek approval of your color selections from the appropriate governing body for your community.

**(888) DE PAINT®**  
**dunnedwards.com**

\* Discount valid at Dunn-Edwards stores only. Offer not valid at Independent Paint Dealer locations, as other discounts may apply.



**THE #1 CHOICE OF PAINTING PROFESSIONALS®**

# Sycamore Canyon



**SUBDIVISION:** Paint Schemes

**LOCATION:** Anaheim, CA, 92808

**Scheme 22**

	<b>DE6145 Rocky Ridge</b> Siding RL#RL#560
	<b>DE6142 Floating Feather</b> Fascia, Trim, Garage Door, Wrought Iron Fences RL#RL#504
	<b>DEA148 Sunken Ship</b> Entry Door, Shutters RL#RL#437
<b>DE6136 Terracotta Sand</b> Stucco RL#RL#503	

**NOTES TO HOMEOWNERS:**

**COLOR DISCLAIMER:** These color chips are produced as accurately as possible; however, actual paint colors may vary from these samples and from batch to batch. Paint colors are affected by many factors, including lighting, age, type of finish, type of surface, and adjacent colors. Some colors may require more than one coat for complete coverage. If final color appearance and color matches are critical, paint should be sampled on the actual surface before full application. Application of the paint constitutes acceptance of the color. Dunn-Edwards assumes no responsibility for color after application.

Discount*
Provide this account number and save up to 37% off LIST PRICE on Dunn-Edwards manufactured paint products.
188526-000

CONVENIENT DUNN-EDWARDS STORE LOCATIONS		
<b>Anaheim Hills - 179</b> 5725 E Santa Ana Canyon Rd (657) 221-3009	<b>Villa Park - 158</b> 1915 N Tustin St (714) 602-1845	<b>Tustin - 086</b> 13662 Newport Ave (714) 731-4113

**COLOR USE ADVISORY:** The color schemes presented are based on original color specifications approved by your community. Your community's color standards may have changed. Before undertaking your painting project, it is recommended that you seek approval of your color selections from the appropriate governing body for your community.

**(888) DE PAINT®**  
**dunnedwards.com**

\* Discount valid at Dunn-Edwards stores only. Offer not valid at Independent Paint Dealer locations, as other discounts may apply.



**THE #1 CHOICE OF PAINTING PROFESSIONALS®**

# Sycamore Canyon



**SUBDIVISION:** Paint Schemes

**LOCATION:** Anaheim, CA, 92808

**Scheme 23**

	<b>DE6145 Rocky Ridge</b> Siding RL#RL#560
	<b>DE6142 Floating Feather</b> Fascia, Trim, Garage Door, Wrought Iron Fences RL#RL#504
	<b>DEC756 Weathered Brown</b> Garage Door RL#RL#679
	<b>DEA148 Sunken Ship</b> Entry Door, Shutters RL#RL#437
<b>DE6144 Graham Cracker</b> Stucco RL#RL#560	

**NOTES TO HOMEOWNERS:**

**COLOR DISCLAIMER:** These color chips are produced as accurately as possible; however, actual paint colors may vary from these samples and from batch to batch. Paint colors are affected by many factors, including lighting, age, type of finish, type of surface, and adjacent colors. Some colors may require more than one coat for complete coverage. If final color appearance and color matches are critical, paint should be sampled on the actual surface before full application. Application of the paint constitutes acceptance of the color. Dunn-Edwards assumes no responsibility for color after application.

**Discount\***

Provide this account number and save up to 37% off LIST PRICE on Dunn-Edwards manufactured paint products.

**188526-000**

**CONVENIENT DUNN-EDWARDS STORE LOCATIONS**

<b>Anaheim Hills - 179</b> 5725 E Santa Ana Canyon Rd (657) 221-3009	<b>Villa Park - 158</b> 1915 N Tustin St (714) 602-1845	<b>Tustin - 086</b> 13662 Newport Ave (714) 731-4113

**COLOR USE ADVISORY:** The color schemes presented are based on original color specifications approved by your community. Your community's color standards may have changed. Before undertaking your painting project, it is recommended that you seek approval of your color selections from the appropriate governing body for your community.

**(888) DE PAINT®**  
**dunedwards.com**

\* Discount valid at Dunn-Edwards stores only. Offer not valid at Independent Paint Dealer locations, as other discounts may apply.



**THE #1 CHOICE OF PAINTING PROFESSIONALS®**

# Sycamore Canyon



**SUBDIVISION:** Paint Schemes

**LOCATION:** Anaheim, CA, 92808

**Scheme 24**

<b>DE6131 Teddy Bear</b> Stucco RL#RL#558	<b>DE6130 Wooded Acre</b> Siding RL#RL#558
	<b>DE6128 Sand Dune</b> Fascia, Trim, Garage Door, Wrought Iron Fences RL#RL#502
	<b>DEA161 Wild Mustang</b> Garage Door RL#RL#450
	<b>DEA176 Iron River</b> Entry Door, Shutters RL#RL#465

**NOTES TO HOMEOWNERS:**

**COLOR DISCLAIMER:** These color chips are produced as accurately as possible; however, actual paint colors may vary from these samples and from batch to batch. Paint colors are affected by many factors, including lighting, age, type of finish, type of surface, and adjacent colors. Some colors may require more than one coat for complete coverage. If final color appearance and color matches are critical, paint should be sampled on the actual surface before full application. Application of the paint constitutes acceptance of the color. Dunn-Edwards assumes no responsibility for color after application.

Discount*
Provide this account number and save up to 37% off LIST PRICE on Dunn-Edwards manufactured paint products.
188526-000

CONVENIENT DUNN-EDWARDS STORE LOCATIONS		
<b>Anaheim Hills - 179</b> 5725 E Santa Ana Canyon Rd (657) 221-3009	<b>Villa Park - 158</b> 1915 N Tustin St (714) 602-1845	<b>Tustin - 086</b> 13662 Newport Ave (714) 731-4113

**COLOR USE ADVISORY:** The color schemes presented are based on original color specifications approved by your community. Your community's color standards may have changed. Before undertaking your painting project, it is recommended that you seek approval of your color selections from the appropriate governing body for your community.

**(888) DE PAINT®**  
[dunnedwards.com](http://dunnedwards.com)

\* Discount valid at Dunn-Edwards stores only. Offer not valid at Independent Paint Dealer locations, as other discounts may apply.



THE #1 CHOICE OF PAINTING PROFESSIONALS®



# Sycamore Canyon



**SUBDIVISION:** Paint Schemes

**LOCATION:** Anaheim, CA, 92808

**Scheme 25**

<b>DEC718 Mesa Tan</b> Stucco RL#RL#687	<b>DEC716 Stonish Beige</b> Siding RL#RL#677
	<b>DEW340 Whisper</b> Fascia, Trim, Garage Door, Wrought Iron Fences RL#RL#003
	<b>DEA161 Wild Mustang</b> Garage Door, Entry Door, Shutters RL#RL#450

**NOTES TO HOMEOWNERS:**

**COLOR DISCLAIMER:** These color chips are produced as accurately as possible; however, actual paint colors may vary from these samples and from batch to batch. Paint colors are affected by many factors, including lighting, age, type of finish, type of surface, and adjacent colors. Some colors may require more than one coat for complete coverage. If final color appearance and color matches are critical, paint should be sampled on the actual surface before full application. Application of the paint constitutes acceptance of the color. Dunn-Edwards assumes no responsibility for color after application.

Discount*
Provide this account number and save up to 37% off LIST PRICE on Dunn-Edwards manufactured paint products.
188526-000

CONVENIENT DUNN-EDWARDS STORE LOCATIONS		
<b>Anaheim Hills - 179</b> 5725 E Santa Ana Canyon Rd (657) 221-3009	<b>Villa Park - 158</b> 1915 N Tustin St (714) 602-1845	<b>Tustin - 086</b> 13662 Newport Ave (714) 731-4113
		

**COLOR USE ADVISORY:** The color schemes presented are based on original color specifications approved by your community. Your community's color standards may have changed. Before undertaking your painting project, it is recommended that you seek approval of your color selections from the appropriate governing body for your community.

**(888) DE PAINT®**  
**dunedwards.com**

\* Discount valid at Dunn-Edwards stores only. Offer not valid at Independent Paint Dealer locations, as other discounts may apply.



**THE #1 CHOICE OF PAINTING PROFESSIONALS®**

# Sycamore Canyon



**SUBDIVISION:** Paint Schemes

**LOCATION:** Anaheim, CA, 92808

**Scheme 26**

	<b>DE6117 Colorado Trail</b> Siding, Garage Door RL#RL#556
	<b>DE6114 Dry Dune</b> Fascia, Trim, Garage Door, Wrought Iron Fences RL#RL#500
<b>DE6116 Dover Plains</b> Stucco RL#RL#556	<b>DEA186 Black Pearl</b> Entry Door, Shutters RL#RL#475

**NOTES TO HOMEOWNERS:**

**COLOR DISCLAIMER:** These color chips are produced as accurately as possible; however, actual paint colors may vary from these samples and from batch to batch. Paint colors are affected by many factors, including lighting, age, type of finish, type of surface, and adjacent colors. Some colors may require more than one coat for complete coverage. If final color appearance and color matches are critical, paint should be sampled on the actual surface before full application. Application of the paint constitutes acceptance of the color. Dunn-Edwards assumes no responsibility for color after application.

## Discount\*

Provide this account number and save up to 37% off LIST PRICE on Dunn-Edwards manufactured paint products.

**188526-000**

## CONVENIENT DUNN-EDWARDS STORE LOCATIONS

<b>Anaheim Hills - 179</b> 5725 E Santa Ana Canyon Rd (657) 221-3009	<b>Villa Park - 158</b> 1915 N Tustin St (714) 602-1845	<b>Tustin - 086</b> 13662 Newport Ave (714) 731-4113

**COLOR USE ADVISORY:** The color schemes presented are based on original color specifications approved by your community. Your community's color standards may have changed. Before undertaking your painting project, it is recommended that you seek approval of your color selections from the appropriate governing body for your community.

**(888) DE PAINT®**  
**dunedwards.com**

\* Discount valid at Dunn-Edwards stores only. Offer not valid at Independent Paint Dealer locations, as other discounts may apply.



**THE #1 CHOICE OF PAINTING PROFESSIONALS®**

# Sycamore Canyon



**SUBDIVISION:** Paint Schemes

**LOCATION:** Anaheim, CA, 92808

**Scheme 27**

<b>DE6138 Dark Sepia</b> Stucco RL#RL#559	<b>DE6136 Terracotta Sand</b> Siding RL#RL#503
	<b>DEC741 Bone White</b> Fascia, Trim, Garage Door, Wrought Iron Fences RL#RL#604
	<b>DEC756 Weathered Brown</b> Garage Door RL#RL#679
	<b>DEA176 Iron River</b> Entry Door, Shutters RL#RL#465

**NOTES TO HOMEOWNERS:**

**COLOR DISCLAIMER:** These color chips are produced as accurately as possible; however, actual paint colors may vary from these samples and from batch to batch. Paint colors are affected by many factors, including lighting, age, type of finish, type of surface, and adjacent colors. Some colors may require more than one coat for complete coverage. If final color appearance and color matches are critical, paint should be sampled on the actual surface before full application. Application of the paint constitutes acceptance of the color. Dunn-Edwards assumes no responsibility for color after application.

Discount*
Provide this account number and save up to 37% off LIST PRICE on Dunn-Edwards manufactured paint products.
188526-000

CONVENIENT DUNN-EDWARDS STORE LOCATIONS		
<b>Anaheim Hills - 179</b> 5725 E Santa Ana Canyon Rd (657) 221-3009	<b>Villa Park - 158</b> 1915 N Tustin St (714) 602-1845	<b>Tustin - 086</b> 13662 Newport Ave (714) 731-4113

**COLOR USE ADVISORY:** The color schemes presented are based on original color specifications approved by your community. Your community's color standards may have changed. Before undertaking your painting project, it is recommended that you seek approval of your color selections from the appropriate governing body for your community.

**(888) DE PAINT®**  
[dunnedwards.com](http://dunnedwards.com)

\* Discount valid at Dunn-Edwards stores only. Offer not valid at Independent Paint Dealer locations, as other discounts may apply.



THE #1 CHOICE OF PAINTING PROFESSIONALS®

# Sycamore Canyon



**SUBDIVISION:** Paint Schemes

**LOCATION:** Anaheim, CA, 92808

**Scheme 28**

	<p><b>DEC756 Weathered Brown</b> Fascia/Trim/Garage Door Option RL#RL#679</p>
<p><b>DE6190 Ball of String</b> Main Body/Garage Door Option RL#RL#511</p>	<p><b>DE6314 Dark Pewter</b> Entry Door RL#RL#584</p>

**NOTES TO HOMEOWNERS:**




**COLOR DISCLAIMER:** These color chips are produced as accurately as possible; however, actual paint colors may vary from these samples and from batch to batch. Paint colors are affected by many factors, including lighting, age, type of finish, type of surface, and adjacent colors. Some colors may require more than one coat for complete coverage. If final color appearance and color matches are critical, paint should be sampled on the actual surface before full application. Application of the paint constitutes acceptance of the color. Dunn-Edwards assumes no responsibility for color after application.

## Discount\*

Provide this account number and save up to 37% off LIST PRICE on Dunn-Edwards manufactured paint products.

**188526-000**

## CONVENIENT DUNN-EDWARDS STORE LOCATIONS

<p><b>Anaheim Hills - 179</b> 5725 E Santa Ana Canyon Rd (657) 221-3009</p> 	<p><b>Villa Park - 158</b> 1915 N Tustin St (714) 602-1845</p> 	<p><b>Tustin - 086</b> 13662 Newport Ave (714) 731-4113</p> 
---	---	---

**COLOR USE ADVISORY:** The color schemes presented are based on original color specifications approved by your community. Your community's color standards may have changed. Before undertaking your painting project, it is recommended that you seek approval of your color selections from the appropriate governing body for your community.

**(888) DE PAINT®**  
**dunnedwards.com**

\* Discount valid at Dunn-Edwards stores only. Offer not valid at Independent Paint Dealer locations, as other discounts may apply.



**THE #1 CHOICE OF PAINTING PROFESSIONALS®**

# Sycamore Canyon



**SUBDIVISION:** Paint Schemes

**LOCATION:** Anaheim, CA, 92808

**Scheme 29**

	<p><b>DE6225 Fossil</b> Fascia/Trim/Garage Door Option RL#RL#516</p>
<p><b>DE6227 Muslin</b> Main Body RL#RL#516</p>	<p><b>DE6014 Dark Chocolate</b> Entry Door RL#RL#541</p>

**NOTES TO HOMEOWNERS:**

**COLOR DISCLAIMER:** These color chips are produced as accurately as possible; however, actual paint colors may vary from these samples and from batch to batch. Paint colors are affected by many factors, including lighting, age, type of finish, type of surface, and adjacent colors. Some colors may require more than one coat for complete coverage. If final color appearance and color matches are critical, paint should be sampled on the actual surface before full application. Application of the paint constitutes acceptance of the color. Dunn-Edwards assumes no responsibility for color after application.

## Discount\*

Provide this account number and save up to 37% off LIST PRICE on Dunn-Edwards manufactured paint products.

**188526-000**

## CONVENIENT DUNN-EDWARDS STORE LOCATIONS

Anaheim Hills - 179 5725 E Santa Ana Canyon Rd	Villa Park - 158 1915 N Tustin St	Tustin - 086 13662 Newport Ave
(657) 221-3009	(714) 602-1845	(714) 731-4113

**COLOR USE ADVISORY:** The color schemes presented are based on original color specifications approved by your community. Your community's color standards may have changed. Before undertaking your painting project, it is recommended that you seek approval of your color selections from the appropriate governing body for your community.

**(888) DE PAINT®**  
**dunedwards.com**

\* Discount valid at Dunn-Edwards stores only. Offer not valid at Independent Paint Dealer locations, as other discounts may apply.



**THE #1 CHOICE OF PAINTING PROFESSIONALS®**

# Sycamore Canyon



**SUBDIVISION:** Paint Schemes

**LOCATION:** Anaheim, CA, 92808

**Scheme 30**

	<p><b>DET626 Metal Fringe</b> Fascia/Trim/Garage Door Option RL#RL#923</p>
<p><b>DE6211 Light Beige</b> Main Body/Garage Door Option RL#RL#514</p>	<p><b>DET605 Drifting Downstream</b> Entry Door RL#RL#902</p>

**NOTES TO HOMEOWNERS:**




**COLOR DISCLAIMER:** These color chips are produced as accurately as possible; however, actual paint colors may vary from these samples and from batch to batch. Paint colors are affected by many factors, including lighting, age, type of finish, type of surface, and adjacent colors. Some colors may require more than one coat for complete coverage. If final color appearance and color matches are critical, paint should be sampled on the actual surface before full application. Application of the paint constitutes acceptance of the color. Dunn-Edwards assumes no responsibility for color after application.

## Discount\*

Provide this account number and save up to 37% off LIST PRICE on Dunn-Edwards manufactured paint products.

**188526-000**

## CONVENIENT DUNN-EDWARDS STORE LOCATIONS

<p><b>Anaheim Hills - 179</b> 5725 E Santa Ana Canyon Rd (657) 221-3009</p> 	<p><b>Villa Park - 158</b> 1915 N Tustin St (714) 602-1845</p> 	<p><b>Tustin - 086</b> 13662 Newport Ave (714) 731-4113</p> 
---	---	---

**COLOR USE ADVISORY:** The color schemes presented are based on original color specifications approved by your community. Your community's color standards may have changed. Before undertaking your painting project, it is recommended that you seek approval of your color selections from the appropriate governing body for your community.

**(888) DE PAINT®**  
**dunnedwards.com**

\* Discount valid at Dunn-Edwards stores only. Offer not valid at Independent Paint Dealer locations, as other discounts may apply.



**THE #1 CHOICE OF PAINTING PROFESSIONALS®**

# Sycamore Canyon



**SUBDIVISION:** Paint Schemes

**LOCATION:** Anaheim, CA, 92808




**Scheme 31**

	<p><b>DE6204 Trite White</b> Fascia/Trim/Garage Door Option RL#RL#513</p>
<p><b>DET627 Pewter Patter</b> Main Body/Garage Door Option RL#RL#924</p>	<p><b>DET628 Charcoal Sketch</b> Entry Door RL#RL#925</p>

**NOTES TO HOMEOWNERS:**

**COLOR DISCLAIMER:** These color chips are produced as accurately as possible; however, actual paint colors may vary from these samples and from batch to batch. Paint colors are affected by many factors, including lighting, age, type of finish, type of surface, and adjacent colors. Some colors may require more than one coat for complete coverage. If final color appearance and color matches are critical, paint should be sampled on the actual surface before full application. Application of the paint constitutes acceptance of the color. Dunn-Edwards assumes no responsibility for color after application.

Discount*
Provide this account number and save up to 37% off LIST PRICE on Dunn-Edwards manufactured paint products.
188526-000

CONVENIENT DUNN-EDWARDS STORE LOCATIONS		
<p><b>Anaheim Hills - 179</b> 5725 E Santa Ana Canyon Rd (657) 221-3009</p> 	<p><b>Villa Park - 158</b> 1915 N Tustin St (714) 602-1845</p> 	<p><b>Tustin - 086</b> 13662 Newport Ave (714) 731-4113</p> 

**COLOR USE ADVISORY:** The color schemes presented are based on original color specifications approved by your community. Your community's color standards may have changed. Before undertaking your painting project, it is recommended that you seek approval of your color selections from the appropriate governing body for your community.

**(888) DE PAINT®**  
**dunnedwards.com**

\* Discount valid at Dunn-Edwards stores only. Offer not valid at Independent Paint Dealer locations, as other discounts may apply.



**THE #1 CHOICE OF PAINTING PROFESSIONALS®**

# Sycamore Canyon



**SUBDIVISION:** Paint Schemes

**LOCATION:** Anaheim, CA, 92808

**Scheme 32**

	<p><b>DET634 Downing to Earth</b> Fascia/Trim/Garage Door Option RL#RL#931</p>
<p><b>DE6219 Crystal Haze</b> Main Body/Garage Door Option RL#RL#515</p>	<p><b>DE6098 Burns Cave</b> Entry Door RL#RL#553</p>

**NOTES TO HOMEOWNERS:**




**COLOR DISCLAIMER:** These color chips are produced as accurately as possible; however, actual paint colors may vary from these samples and from batch to batch. Paint colors are affected by many factors, including lighting, age, type of finish, type of surface, and adjacent colors. Some colors may require more than one coat for complete coverage. If final color appearance and color matches are critical, paint should be sampled on the actual surface before full application. Application of the paint constitutes acceptance of the color. Dunn-Edwards assumes no responsibility for color after application.

## Discount\*

Provide this account number and save up to 37% off LIST PRICE on Dunn-Edwards manufactured paint products.

**188526-000**

## CONVENIENT DUNN-EDWARDS STORE LOCATIONS

<p><b>Anaheim Hills - 179</b> 5725 E Santa Ana Canyon Rd (657) 221-3009</p> 	<p><b>Villa Park - 158</b> 1915 N Tustin St (714) 602-1845</p> 	<p><b>Tustin - 086</b> 13662 Newport Ave (714) 731-4113</p> 
---	---	---

**COLOR USE ADVISORY:** The color schemes presented are based on original color specifications approved by your community. Your community's color standards may have changed. Before undertaking your painting project, it is recommended that you seek approval of your color selections from the appropriate governing body for your community.

**(888) DE PAINT®**  
**dunnedwards.com**

\* Discount valid at Dunn-Edwards stores only. Offer not valid at Independent Paint Dealer locations, as other discounts may apply.



**THE #1 CHOICE OF PAINTING PROFESSIONALS®**



# Sycamore Canyon



**SUBDIVISION:** Paint Schemes

**LOCATION:** Anaheim, CA, 92808

**Scheme 33**

<p><b>DE6213 Fine Grain</b> Main Body RL#RL#514</p>	<p><b>DEW340 Whisper</b> Fascia/Trim/Garage Door RL#RL#003</p>
	<p><b>DEA176 Iron River</b> Entry Door RL#RL#465</p>

**NOTES TO HOMEOWNERS:**




**COLOR DISCLAIMER:** These color chips are produced as accurately as possible; however, actual paint colors may vary from these samples and from batch to batch. Paint colors are affected by many factors, including lighting, age, type of finish, type of surface, and adjacent colors. Some colors may require more than one coat for complete coverage. If final color appearance and color matches are critical, paint should be sampled on the actual surface before full application. Application of the paint constitutes acceptance of the color. Dunn-Edwards assumes no responsibility for color after application.

## Discount\*

Provide this account number and save up to 37% off LIST PRICE on Dunn-Edwards manufactured paint products.

**188526-000**

## CONVENIENT DUNN-EDWARDS STORE LOCATIONS

<p><b>Anaheim Hills - 179</b> 5725 E Santa Ana Canyon Rd (657) 221-3009</p> 	<p><b>Villa Park - 158</b> 1915 N Tustin St (714) 602-1845</p> 	<p><b>Tustin - 086</b> 13662 Newport Ave (714) 731-4113</p> 
---	---	---

**COLOR USE ADVISORY:** The color schemes presented are based on original color specifications approved by your community. Your community's color standards may have changed. Before undertaking your painting project, it is recommended that you seek approval of your color selections from the appropriate governing body for your community.

**(888) DE PAINT®**  
**dunedwards.com**

\* Discount valid at Dunn-Edwards stores only. Offer not valid at Independent Paint Dealer locations, as other discounts may apply.



**THE #1 CHOICE OF PAINTING PROFESSIONALS®**

# Sycamore Canyon



**SUBDIVISION:** Paint Schemes

**LOCATION:** Anaheim, CA, 92808

## Door & Shutter Options

	<b>DEA148 Sunken Ship</b>
	<b>RL#RL#437</b>
	<b>DEA186 Black Pearl</b>
	<b>RL#RL#475</b>
	<b>DEA176 Iron River</b>
	<b>RL#RL#465</b>
	<b>DE6021 Outer Boundary</b>
	<b>RL#RL#542</b>
	<b>DE6049 Chaps</b>
	<b>RL#RL#546</b>
	<b>DE6231 Shaker Gray</b>
<b>RL#RL#572</b>	
<b>DE6342 Blue Steel</b>	
<b>RL#RL#588</b>	
<b>DEA161 Wild Mustang</b>	<b>DEW340 Whisper</b>
<b>RL#RL#450</b>	<b>RL#RL#003</b>

**NOTES TO HOMEOWNERS:**

**COLOR DISCLAIMER:** These color chips are produced as accurately as possible; however, actual paint colors may vary from these samples and from batch to batch. Paint colors are affected by many factors, including lighting, age, type of finish, type of surface, and adjacent colors. Some colors may require more than one coat for complete coverage. If final color appearance and color matches are critical, paint should be sampled on the actual surface before full application. Application of the paint constitutes acceptance of the color. Dunn-Edwards assumes no responsibility for color after application.

**COLOR USE ADVISORY:** The color schemes presented are based on original color specifications approved by your community. Your community's color standards may have changed. Before undertaking your painting project, it is recommended that you seek approval of your color selections from the appropriate governing body for your community.

**(888) DE PAINT®**  
**dunedwards.com**

\* Discount valid at Dunn-Edwards stores only. Offer not valid at Independent Paint Dealer locations, as other discounts may apply.



**THE #1 CHOICE OF PAINTING PROFESSIONALS®**

# Sycamore Canyon



## Discount\*

Provide this account number and save up to 37% off LIST PRICE on Dunn-Edwards manufactured paint products.

**188526-000**

## CONVENIENT DUNN-EDWARDS STORE LOCATIONS

<b>Anaheim Hills - 179</b> 5725 E Santa Ana Canyon Rd	<b>Villa Park - 158</b> 1915 N Tustin St	<b>Tustin - 086</b> 13662 Newport Ave
(657) 221-3009	(714) 602-1845	(714) 731-4113

**COLOR USE ADVISORY:** The color schemes presented are based on original color specifications approved by your community. Your community's color standards may have changed. Before undertaking your painting project, it is recommended that you seek approval of your color selections from the appropriate governing body for your community.

**(888) DE PAINT®**  
**dunnedwards.com**

\* Discount valid at Dunn-Edwards stores only. Offer not valid at Independent Paint Dealer locations, as other discounts may apply.



**THE #1 CHOICE OF PAINTING PROFESSIONALS®**